


# BI-METAL


## Quality & Precision | Heavy-duty blade

Our Bi-Metal blades are of the highest quality & each hand inspected before shipment. They can be used on horizontal or vertical bandsaws to cut carbon steel, aluminum, structural steel, stainless steel, pipes & tubes, die steel, angled/flat stock, and mixed metal applications.



WIDTH	TPI	BACKING	CUTTING RADIUS	CUTTING SPEED
1/4"	10-14	.025"	5/8"	Slow
3/8"	6	.025"	1 1/2"	Medium
3/8"	10-14	.025"	1 1/2"	Slow
1/2"	10-14	.025"	2 1/2"	Slow
1/2"	14-18	.025"	2 1/2"	Slow
1/2"	6-10	.025"	2 1/2"	Medium
3/4"	6-10	.035"	2 1/2"	Medium
1"	4-6	.040"	N/A	Medium
1"	5-8	.040"	N/A	Medium
1 1/4"	3-4	.042"	N/A	Fast
1 1/4"	2-3	.042"	N/A	Fast
1 1/2"	2-3	.055"	N/A	Fast

Custom Length at No Extra Cost



**LAGUNA**

800.234.1976  
lagunatools.com

**California Location**  
2072 Alton Pkwy, Irvine, CA 92606

**South Carolina Location**  
825 Bistline Dr., West Columbia, SC 29172

Award Winning Tools Since 1983

©2019, Laguna Tools, Inc. LAGUNA® and the LAGUNA Logo® are the registered trademarks of Laguna Tools, Inc. All rights reserved.






Made in Germany | Elite Resaw Blade | C-4 Carbide Tipped | Ultra-Thin Kerf | 4X Resharpen-able



- C4 carbide teeth
- Cuts ultra-smooth
- Can be resharpened 4-5 times
- Made from a C4 carbide tipped alloy
- Wafer-thin veneers with minimal waste
- Ideal blade for cutting hardwoods or exotics
- Variable tooth spacing significantly reduces vibration
- Ultra-thin kerf and backing material reduces wood waste
- Provides ultra-smooth cut quality with minimal material loss
- Triple vari-tooth design minimizes vibration & lowers harmonics
- Teeth are individually brazed and ground using diamond wheels

SIZING	KERF	BACKING
1/2"	1.1mm	.024" (.6mm)
3/4"	1.1mm	.024" (.6mm)
1"	1.1mm	.024" (.6mm)
1 1/4"	1.1mm	.024" (.6mm)
2"	1.1mm	.024" (.6mm)

### VARIABLE TOOTH PITCH



## SHEAR FORCE

Perfect for Resawing | Heavy-duty blade | Thin Kerf reduces waste | .024" Backing | Made From Carbon Steel


**Made in the USA**, the Shear Force blade is compatible with nearly every bandsaw. Manufactured with an ultra-thin .024" backing and alternating 3-4 variable, TPI it ensures a smoother cut and significantly reduces vibration. If you are looking for a versatile blade with an exceptional precision cut, Shear Force is your blade. This blade is unique in every way.

WIDTH	TPI	CUTTING RADIUS	CUT FINISH	CUTTING SPEED
1/2"	3-4	2 1/2"	Smooth	Medium
5/8"	3-4	4"	Smooth	Medium
1"	3-4	N/A	Smooth	Medium



Quality & Precision | Heavy-duty blade | Made From Carbon Steel

**Made in Sweden**, our Proforce blade stock is the finest on the market. You will immediately notice the difference in quality and precision with the Proforce. The Proforce is an affordable blade without compromising the cut. Every blade is hand welded on a state-of-the-art welder by one of our skilled professionals. Individually inspected for quality control & backed by a 1-year manufacturer's warranty, the Proforce is a high quality blade with an economy price.



WIDTH	TPI	BACKING	CUTTING RADIUS	CUT FINISH	CUTTING SPEED
3/16"	10	.025"	5/16"	Smooth	Slow
1/8"	14	.025"	3/16"	Smooth	Slow
1/4"	4	.025"	5/8"	Rough	Fast
1/4"	6	.025"	5/8"	Medium	Medium
1/4"	14	.025"	5/8"	Smooth	Slow
3/8"	4	.025"	1 1/2"	Rough	Fast
3/8"	8	.025"	1 1/2"	Medium	Medium
3/8"	14	.025"	1 1/2"	Smooth	Slow
1/2"	3	.025"	2 1/2"	Rough	Fast
1/2"	6	.025"	2 1/2"	Medium	Medium
1/2"	14	.025"	2 1/2"	Smooth	Slow
3/4"	3	.025"	5 1/2"	Rough	Fast
3/4"	10	.025"	5 1/2"	Smooth	Slow
1"	3	.035"	7"	Rough	Fast
1"	1	.042"	7"	Very Rough	Very Fast
1 1/4"	3	.042"	N/A	Rough	Fast
2"	1.25	.035"	N/A	Very Rough	Very Fast